



www.roaneantidrug.org

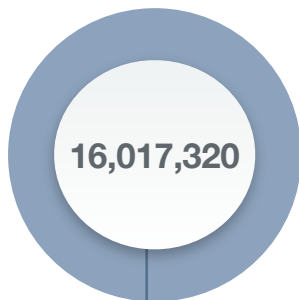
# Annual Report

## FY18

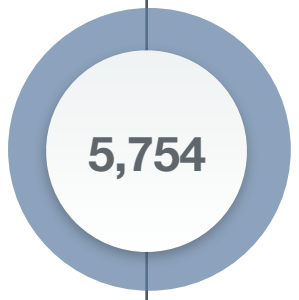
**33,871** substance abuse prevention materials were disseminated in the community

**107** presentations were given during FY18 reaching **5,556** community members

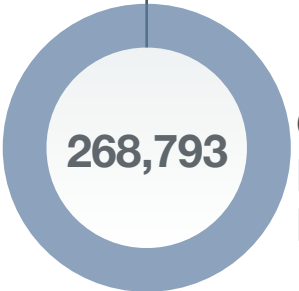
### Community Impact



**Media Reach**



**Website Hits**

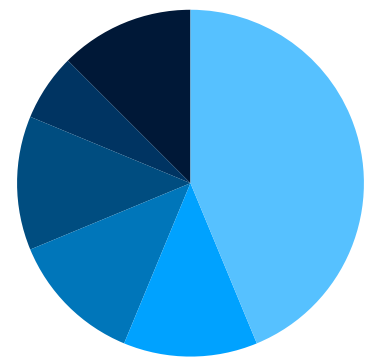


**Organic Facebook Post Reach**

In FY18 the coalition generated **\$208,552** in matching funds through in-kind donations



Strategies Implemented



- Policy Change
- Change Physical Design
- Increase Access/Reduce Barriers
- Build Skills
- Capacity
- Information Distribution



**288**  
**FOLLOWERS**

**83% increase**  
from FY17



**2,230**  
**LIKES**

**22% increase**  
from FY17

**1,279.8** pounds of medication were collected