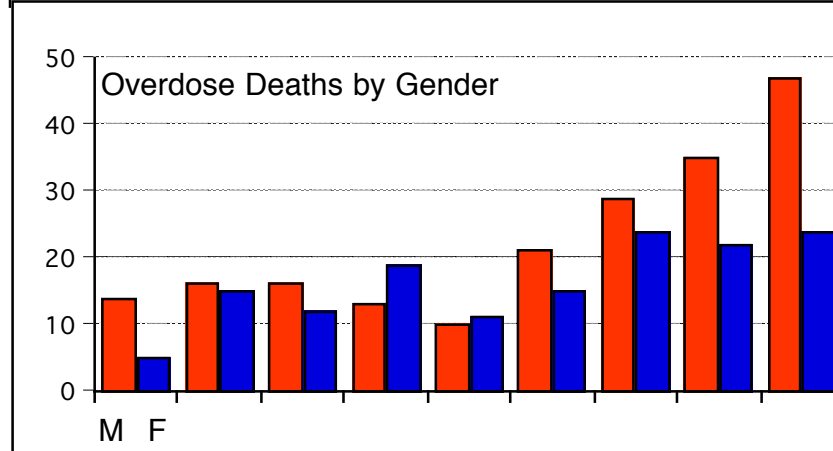
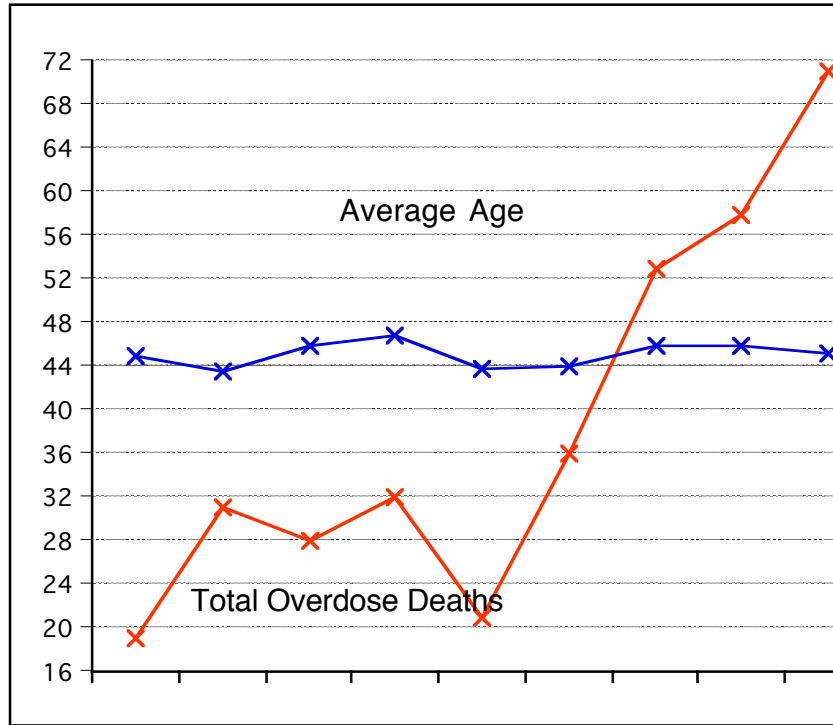


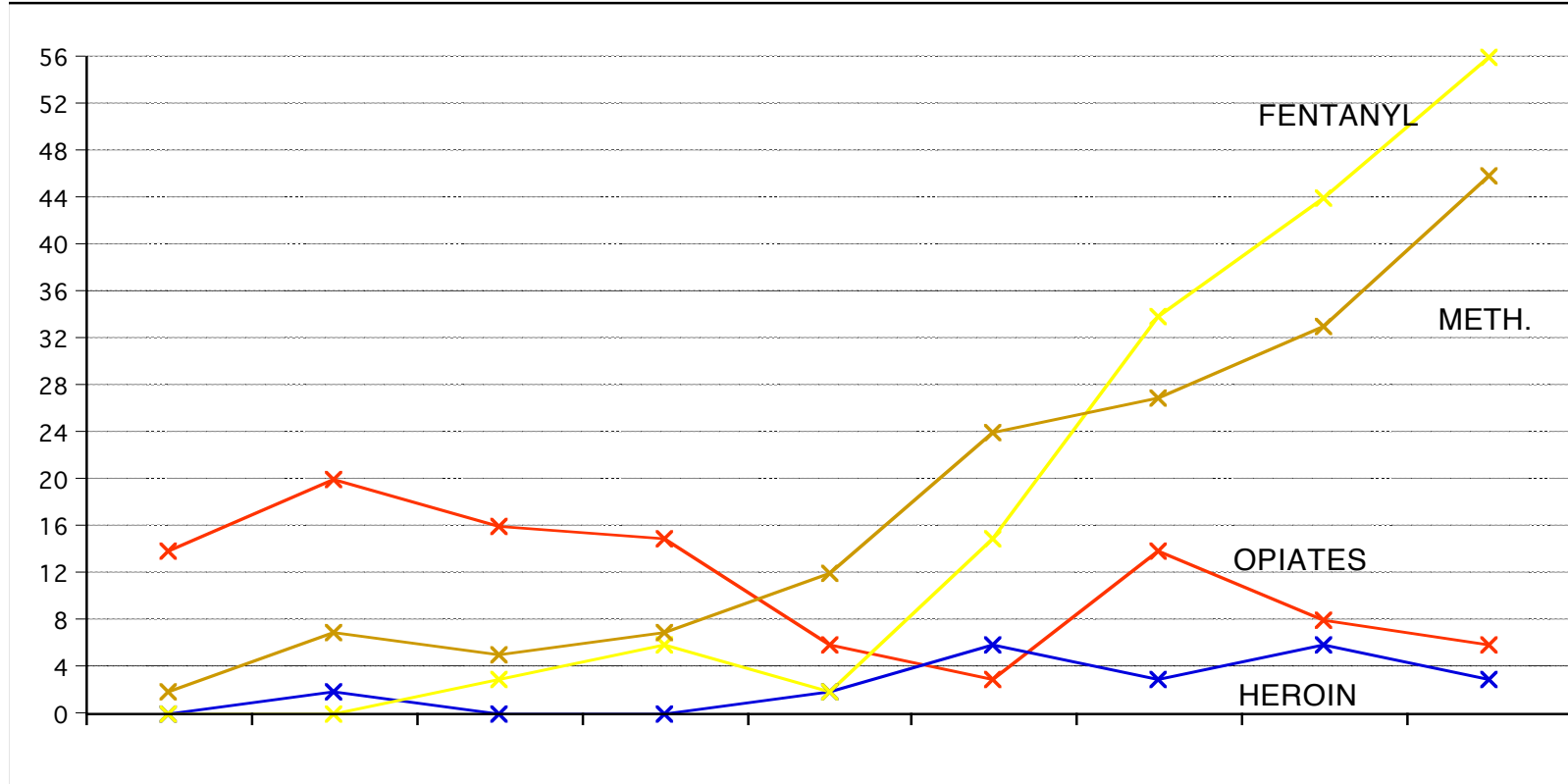
ROANE COUNTY OVERDOSE DEATHS 2015-2023

ROANE COUNTY OVERDOSE DEATHS:				
YEAR	TOTAL	Ave. Age	Male	Female
2015	19	44.9	14	5
2016	31	43.5	16	15
2017	28	46.0	16	12
2018	32	46.9	13	19
2019	21	43.8	10	11
2020	36	44.1	21	15
2021	53	45.8	29	24
2022	58	46.0	35	22
2023	71	45.1	47	24
TOTAL	349			
AVERAGE	38.8	44.6		



ROANE COUNTY OVERDOSE DEATHS 2015-2023

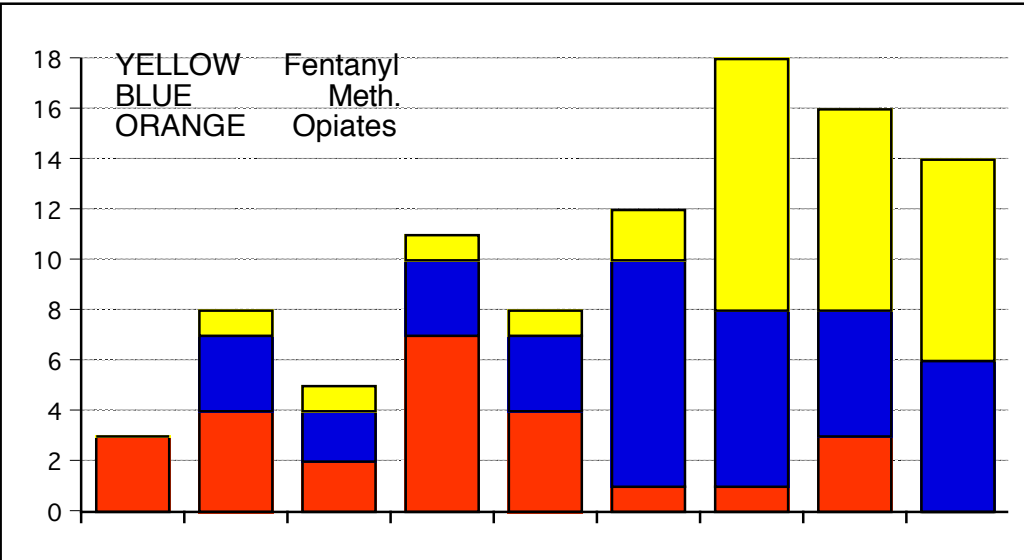
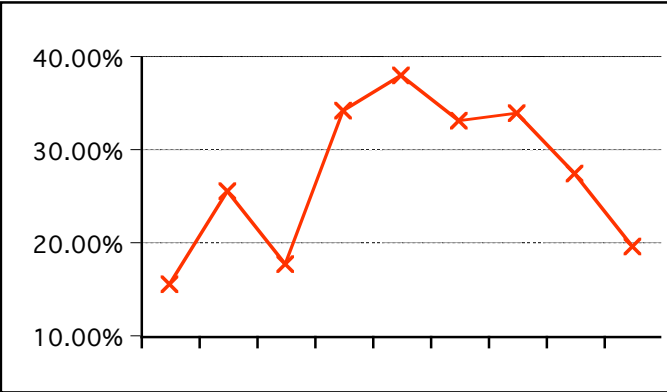
	RX Opiates	Heroin	Fentanyl	Meth.
2015	14	0	0	2
2016	20	2	0	7
2017	16	0	3	5
2018	15	0	6	7
2019	6	2	2	12
2020	3	6	15	24
2021	14	3	34	27
2022	8	6	44	33
2023	6	3	56	46



ROANE COUNTY OVERDOSE DEATHS 2015-2023

SINGLE SUBSTANCE OVERDOSES:

YEAR	OPIATES	METH.	FENTANYL	TOTAL	% OF TOTAL
2015	3	0	0	19	15.79%
2016	4	3	1	31	25.81%
2017	2	2	1	28	17.86%
2018	7	3	1	32	34.38%
2019	4	3	1	21	38.10%
2020	1	9	2	36	33.33%
2021	1	7	10	53	33.96%
2022	3	5	8	58	27.59%
2023	0	6	8	71	19.72%



ROANE COUNTY SUICIDE DATA 2015-2022

	#SUICIDES	AVR. AGE	YOUNGEST	OLDEST
TOTAL	112	143.8		
MALE	86	52.5	18	88
FEMALE	25	48.2	26	70

